

Session Name: Current Session

Date Created: 02/06/2017 9:26:48 AM

Active Participants: 18 of 18

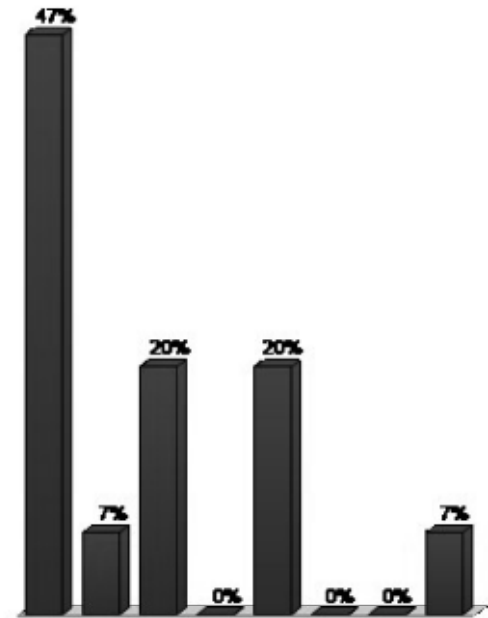
Average Score: 0.00%

Questions: 31

Results by Question

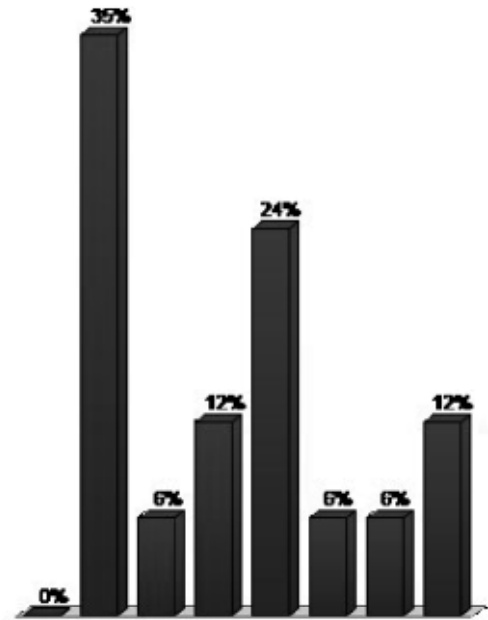
1. I work for: (Multiple Choice)

	Responses	
	Percent	Count
National government	46.67%	7
Provincial government	6.67%	1
Local government	20%	3
Private sector	0%	0
University/academia	20%	3
NGO/CSOs	0%	0
Free-lancer	0%	0
Others	6.67%	1
Totals	100%	15



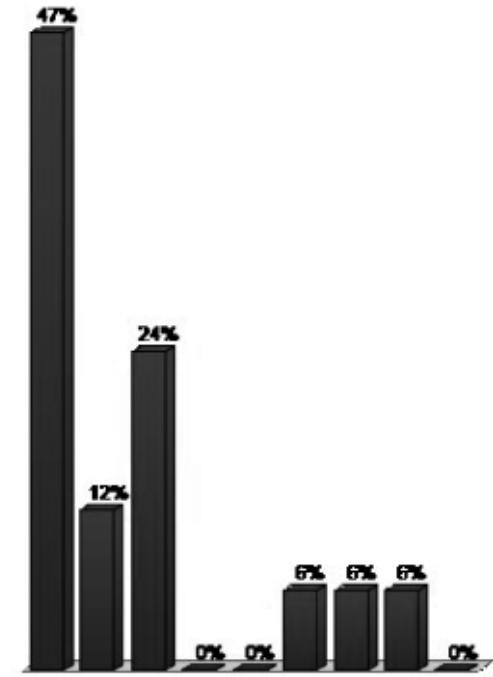
2. My position is: (Multiple Choice)

Responses		
	Percent	Count
The Mayor/City leaders	0%	0
Head of department	35.29%	6
Deputy Head of department	5.88%	1
Senior manager	11.76%	2
Technical officer	23.53%	4
Administrative officer	5.88%	1
Consultant	5.88%	1
Others	11.76%	2
Totals	100%	17



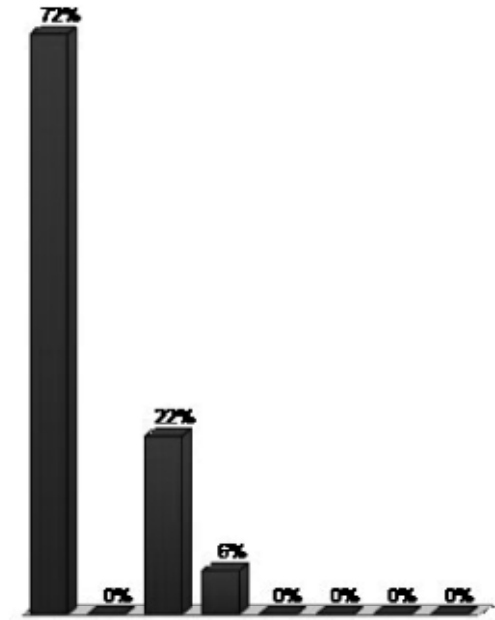
3. My profession is: (Multiple Choice)

Responses		
	Percent	Count
Urban planner	47.06%	8
Architect	11.76%	2
Engineer	23.53%	4
Economist	0%	0
Geographer	0%	0
Social scientist	5.88%	1
Business and Administrator	5.88%	1
Lawyer	5.88%	1
Others	0%	0
Totals	100%	17



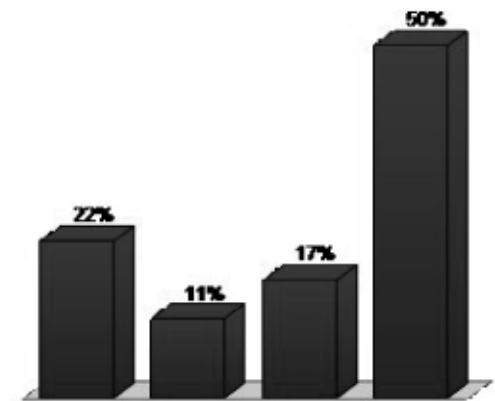
4. Right now, I feel: (Multiple Choice)

	Responses	
	Percent	Count
Happy	72.22%	13
Tired	0%	0
Excited	22.22%	4
Contented	5.56%	1
Curious	0%	0
Disappointed	0%	0
Homesick	0%	0
Other	0%	0
Totals	100%	18



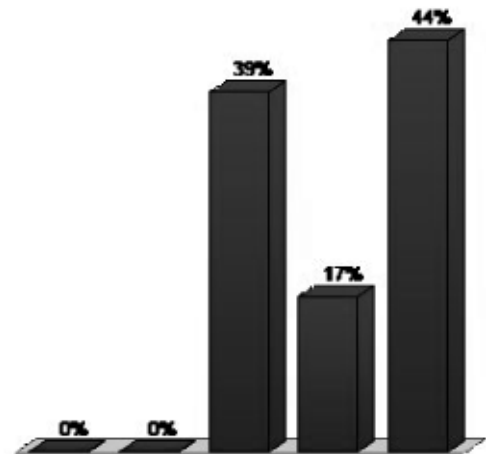
5. Have you heard of City Prosperity Index before? (Multiple Choice)

	Responses	
	Percent	Count
Yes, we did a CPI report before	22.22%	4
Yes, I know about CPI but never experienced it before	11.11%	2
I only heard of CPI from other cities before	16.67%	3
I never heard of CPI	50%	9
Totals	100%	18



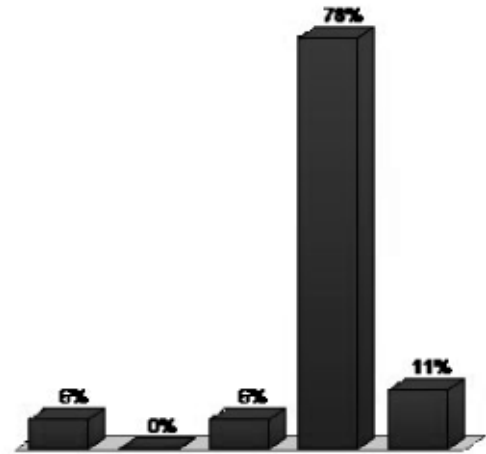
6. How did the overall course content compare with your expectations? (Multiple Choice)

	Responses	
	Percent	Count
Strongly disappointed	0%	0
Somehow below my expectations	0%	0
Met my expectations	38.89%	7
Slightly surpassed	16.67%	3
Highly surpassed my expectations	44.44%	8
Totals	100%	18



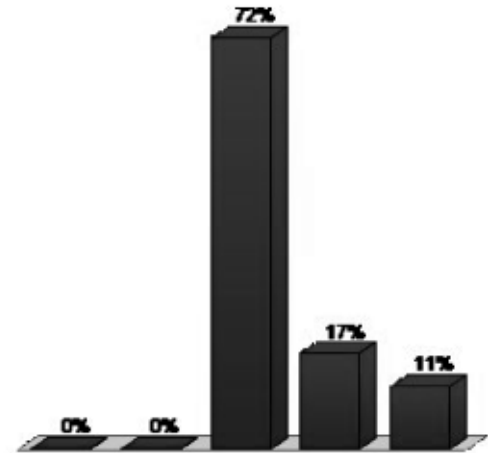
7. Do you think that the City Prosperity Initiative (CPI) would be useful for your city? (Multiple Choice)

	Responses	
	Percent	Count
I did not understand what the CPI is	5.56%	1
No, there are other priorities in my city	0%	0
Maybe	5.56%	1
Yes, it would be useful	77.78%	14
My city is already implementing the CPI	11.11%	2
Totals	100%	18



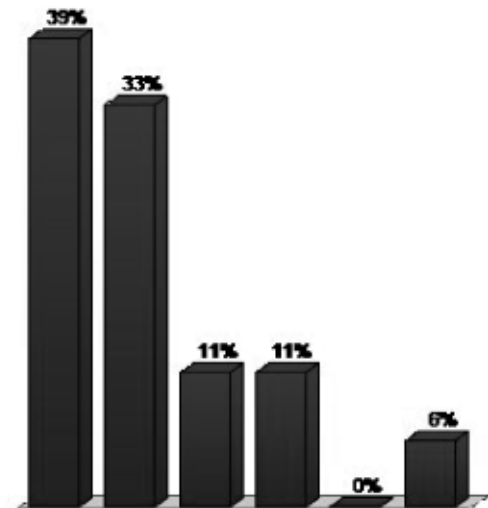
8. How do you rate the balance between theory and practice in the course? (Multiple Choice)

	Responses	
	Percent	Count
Extremely theoretical	0%	0
Slightly theoretical;	0%	0
Right balance of theory and practice	72.22%	13
Slightly too practical; principles and methodology were not clear enough;	16.67%	3
Extremely practical.	11.11%	2
Totals	100%	18



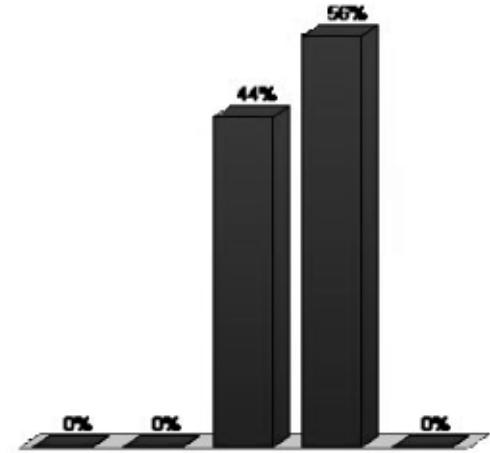
9. Which option would you choose as the FIRST action to implement CPI in your city? (Multiple Choice)

	Responses	
	Percent	Count
Organize data collection	38.89%	7
Develop the CPI indicators	33.33%	6
Organize and involve stakeholders	11.11%	2
Review master plans	11.11%	2
Review legislation	0%	0
Train municipal staff	5.56%	1
Totals	100%	18



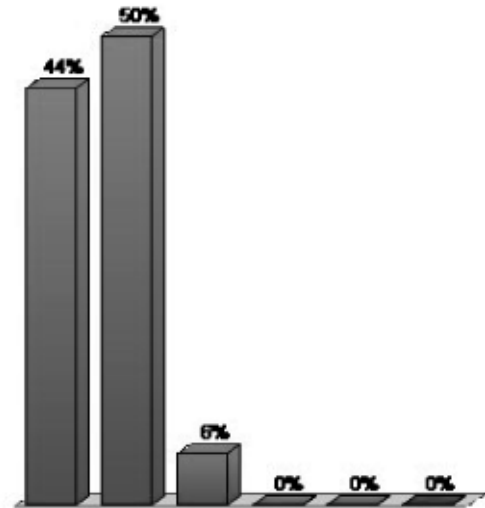
10. How satisfied are you with the overall training methodology? (class sessions, simulation exercise, participants' presentations) (Multiple Choice)

Responses		
	Percent	Count
Very dissatisfied	0%	0
Somehow dissatisfied	0%	0
Overall satisfied	44.44%	8
Very satisfied	55.56%	10
I don't know	0%	0
Totals	100%	18



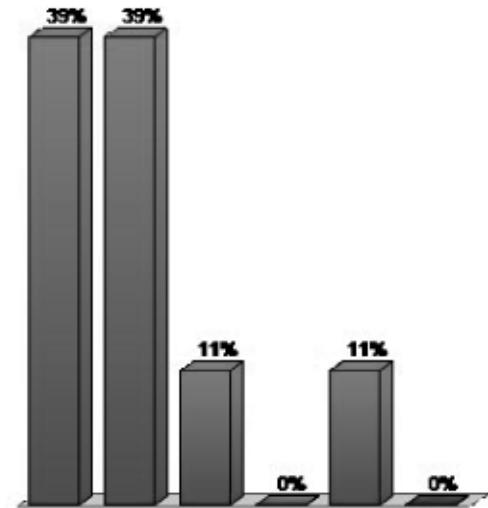
11. Session 3 Special lecture: The Fourth Industrial Revolution and Climate Smart Cities (Multiple Choice)

Responses		
	Percent	Count
Very useful, very interesting (c)	44.44%	8
Useful, adequate knowledge and depth (c)	50%	9
Useful, but lacks depth (c)	5.56%	1
No new knowledge provided (c)	0%	0
Interesting, but not useful (c)	0%	0
Not a useful session	0%	0
Totals	100%	18



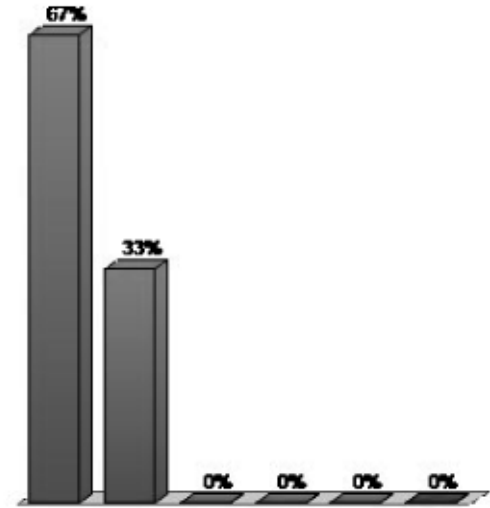
12. Session 4: The Global Challenge of Urbanization, Trends, Analysis and the CPI (Multiple Choice)

	Responses	
	Percent	Count
Very useful, very interesting (c)	38.89%	7
Useful, adequate knowledge and depth (c)	38.89%	7
Useful, but lacks depth (c)	11.11%	2
No new knowledge provided (c)	0%	0
Interesting, but not useful (c)	11.11%	2
Not a useful session	0%	0
Totals	100%	18



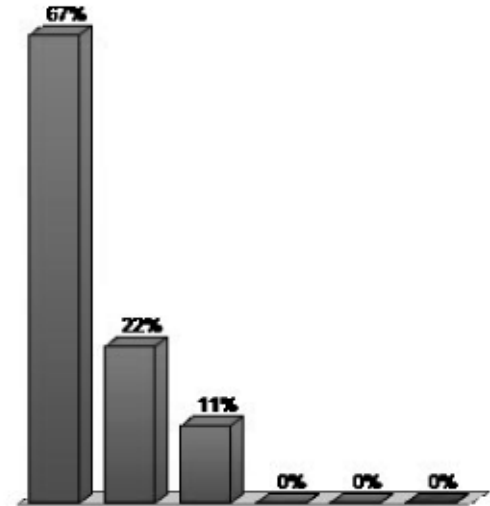
13. Session 5: Monitoring sustainable urban development – City Prosperity Approach (Multiple Choice)

	Responses	
	Percent	Count
Very useful, very interesting (c)	66.67%	12
Useful, adequate knowledge and depth (c)	33.33%	6
Useful, but lacks depth (c)	0%	0
No new knowledge provided (c)	0%	0
Interesting, but not useful (c)	0%	0
Not a useful session	0%	0
Totals	100%	18



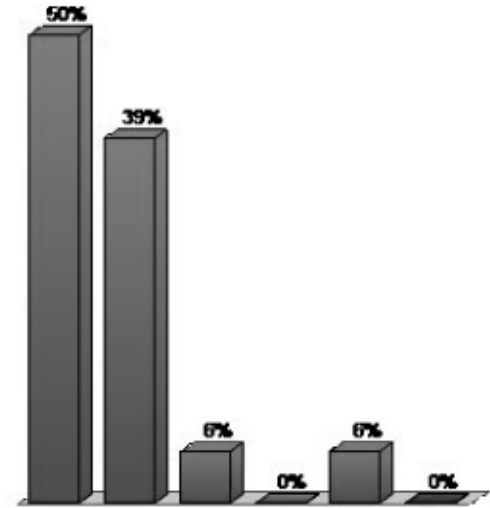
14. Session 6: The City Prosperity Index: conceptual and methodological aspects (Multiple Choice)

	Responses	
	Percent	Count
Very useful, very interesting (c)	66.67%	12
Useful, adequate knowledge and depth (c)	22.22%	4
Useful, but lacks depth (c)	11.11%	2
No new knowledge provided (c)	0%	0
Interesting, but not useful (c)	0%	0
Not a useful session	0%	0
Totals	100%	18



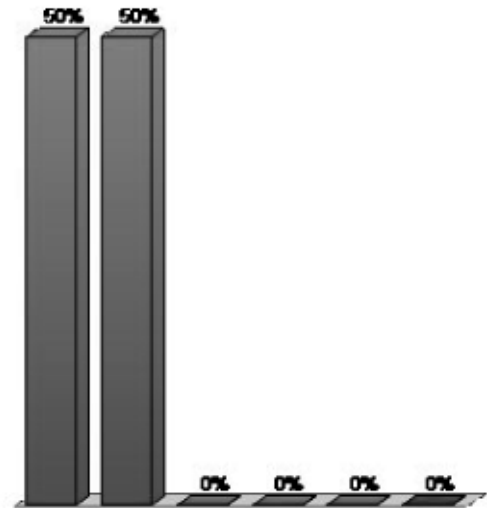
15. Session 7: City Prosperity Initiative case studies – from data to policy implementation (Multiple Choice)

	Responses	
	Percent	Count
Very useful, very interesting (c)	50%	9
Useful, adequate knowledge and depth (c)	38.89%	7
Useful, but lacks depth (c)	5.56%	1
No new knowledge provided (c)	0%	0
Interesting, but not useful (c)	5.56%	1
Not a useful session	0%	0
Totals	100%	18



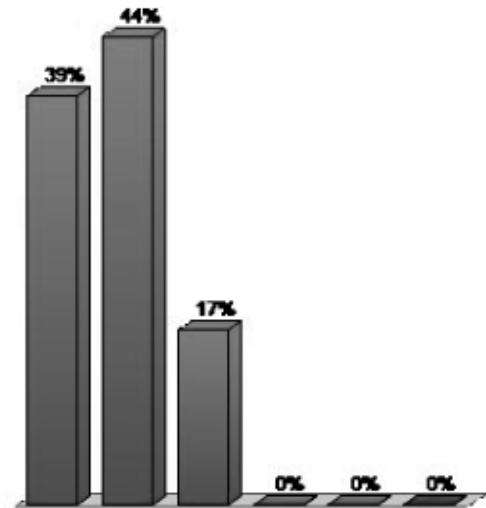
16. Session 8: CPI in Vietnam: experience and lessons learnt for influencing policy-making process (Multiple Choice)

	Responses	
	Percent	Count
Very useful, very interesting (c)	50%	1
Useful, adequate knowledge and depth (c)	50%	1
Useful, but lacks depth (c)	0%	0
No new knowledge provided (c)	0%	0
Interesting, but not useful (c)	0%	0
Not a useful session	0%	0
Totals	100%	2



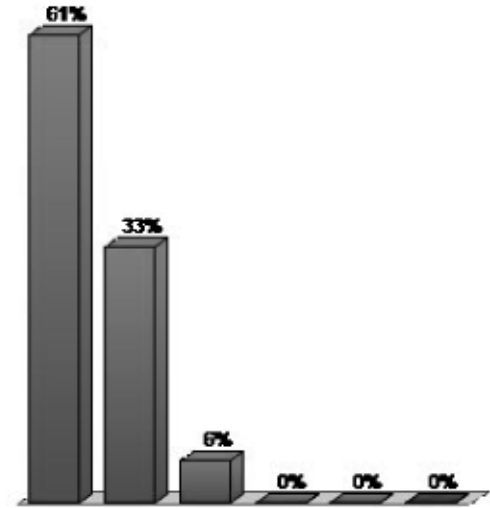
17. Session 8: CPI in Vietnam: experience and lessons learnt for influencing policy-making process (Multiple Choice)

	Responses	
	Percent	Count
Very useful, very interesting (c)	38.89%	7
Useful, adequate knowledge and depth (c)	44.44%	8
Useful, but lacks depth (c)	16.67%	3
No new knowledge provided (c)	0%	0
Interesting, but not useful (c)	0%	0
Not a useful session	0%	0
Totals	100%	18



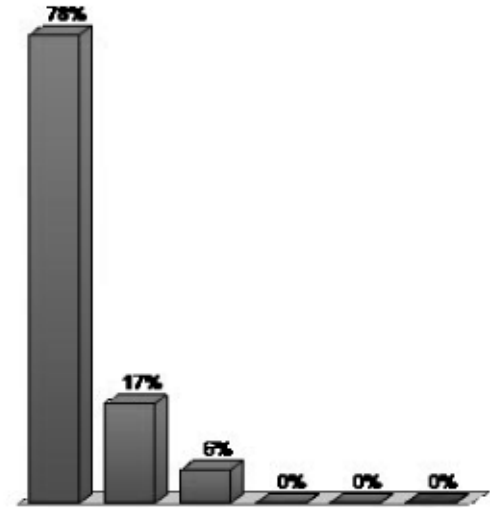
18. Session 9 and 10: Introduction to the simulation exercises (Multiple Choice)

	Responses	
	Percent	Count
Very useful, very interesting (c)	61.11%	11
Useful, adequate knowledge and depth (c)	33.33%	6
Useful, but lacks depth (c)	5.56%	1
No new knowledge provided (c)	0%	0
Interesting, but not useful (c)	0%	0
Not a useful session	0%	0
Totals	100%	18



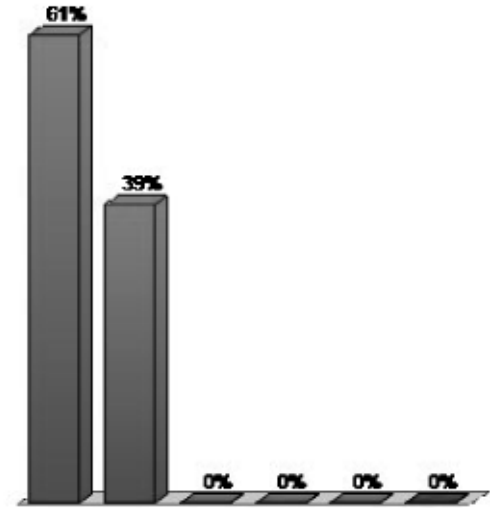
19. Session 11: Field visit (Multiple Choice)

	Responses	
	Percent	Count
Very useful, very interesting (c)	77.78%	14
Useful, adequate knowledge and depth (c)	16.67%	3
Useful, but lacks depth (c)	5.56%	1
No new knowledge provided (c)	0%	0
Interesting, but not useful (c)	0%	0
Not a useful session	0%	0
Totals	100%	18



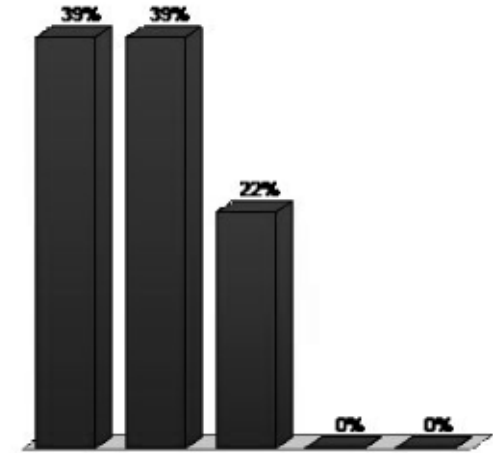
20. Session 12: Step-by-step guidance for City Action Planning (Multiple Choice)

	Responses	
	Percent	Count
Very useful, very interesting (c)	61.11%	11
Useful, adequate knowledge and depth (c)	38.89%	7
Useful, but lacks depth (c)	0%	0
No new knowledge provided (c)	0%	0
Interesting, but not useful (c)	0%	0
Not a useful session	0%	0
Totals	100%	18



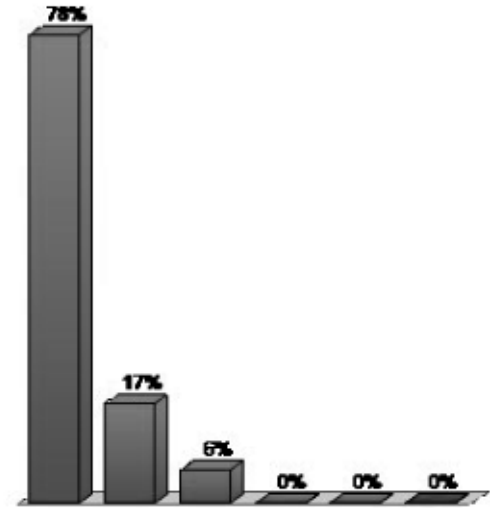
21. Do the exercises provide you useful tools for city planning? (Multiple Choice)

	Responses	
	Percent	Count
Very useful and easy to apply	38.89%	7
I would like to use them in my work but need post-course support	38.89%	7
They are useful tools and I understand how to use them but not easy to apply in my work	22.22%	4
Useful, but I didn't understand some part of the exercises	0%	0
Not useful at all	0%	0
Totals	100%	18



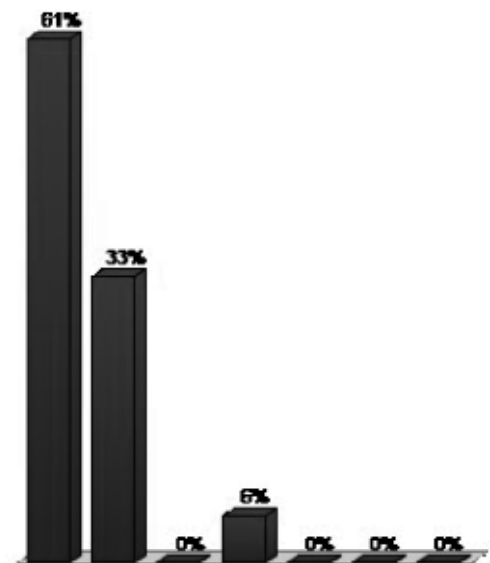
22. Group presentations (Multiple Choice)

	Responses	
	Percent	Count
Very useful, very interesting (c)	77.78%	14
Useful, adequate knowledge and depth (c)	16.67%	3
Useful, but lacks depth (c)	5.56%	1
No new knowledge provided (c)	0%	0
Interesting, but not useful (c)	0%	0
Not a useful session	0%	0
Totals	100%	18




23. The sessions were interactive and well facilitated (Multiple Choice)

	Responses	
	Percent	Count
Strongly Agree	61.11%	11
Agree	33.33%	6
Somewhat Agree	0%	0
Neutral	5.56%	1
Somewhat Disagree	0%	0
Disagree	0%	0
Strongly Disagree	0%	0
Totals	100%	18



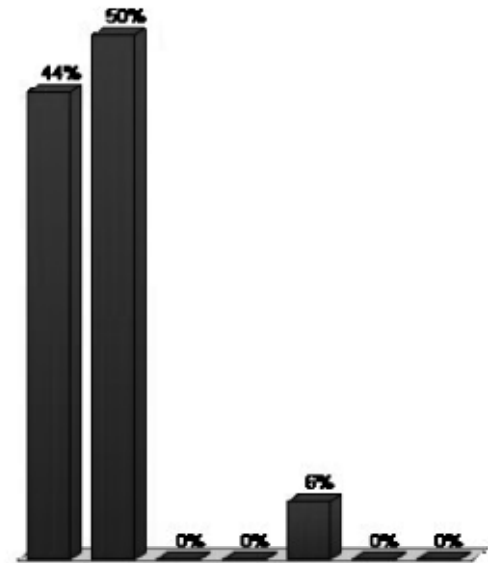
24. The lecturers know their subjects well (Multiple Choice)

	Responses	
	Percent	Count
Strongly Agree	55.56%	10
Agree	44.44%	8
Somewhat Agree	0%	0
Neutral	0%	0
Somewhat Disagree	0%	0
Disagree	0%	0
Strongly Disagree	0%	0
Totals	100%	18



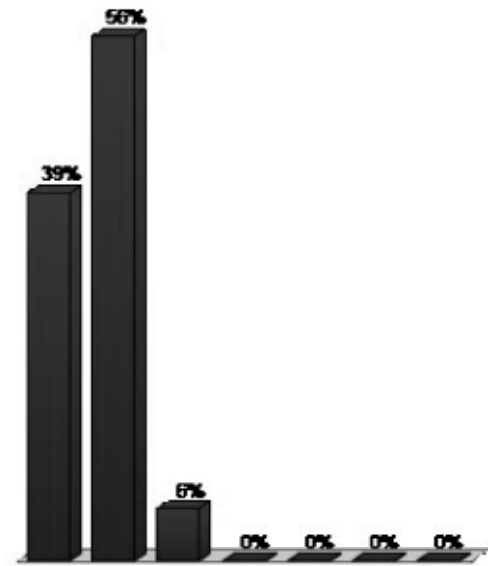
25. The lecturers allowed sufficient time for questions and answers (Multiple Choice)

	Responses	
	Percent	Count
Strongly Agree	44.44%	8
Agree	50%	9
Somewhat Agree	0%	0
Neutral	0%	0
Somewhat Disagree	5.56%	1
Disagree	0%	0
Strongly Disagree	0%	0
Totals	100%	18




26. Sessions' time and duration were well managed (Multiple Choice)

	Responses	
	Percent	Count
Strongly Agree	38.89%	7
Agree	55.56%	10
Somewhat Agree	5.56%	1
Neutral	0%	0
Somewhat Disagree	0%	0
Disagree	0%	0
Strongly Disagree	0%	0
Totals	100%	18




27. IUTC training facilities are great (Multiple Choice)

	Responses	
	Percent	Count
Strongly Agree	72.22%	13
Agree	27.78%	5
Somewhat Agree	0%	0
Neutral	0%	0
Somewhat Disagree	0%	0
Disagree	0%	0
Strongly Disagree	0%	0
Totals	100%	18



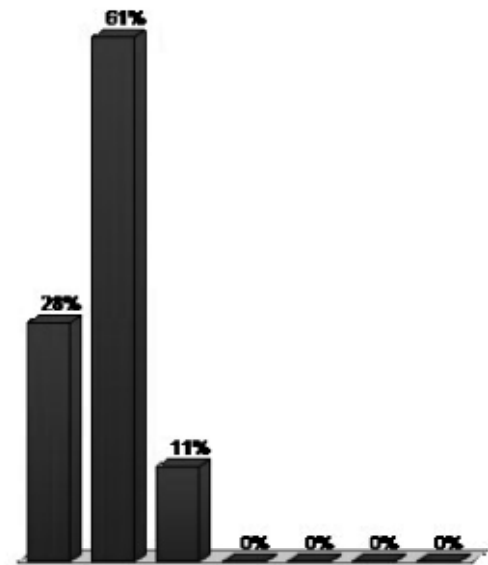
28. The accommodation at IUTC is great (Multiple Choice)

	Responses	
	Percent	Count
Strongly Agree	72.22%	13
Agree	27.78%	5
Somewhat Agree	0%	0
Neutral	0%	0
Somewhat Disagree	0%	0
Disagree	0%	0
Strongly Disagree	0%	0
Totals	100%	18




29. The application procedure was easy and clear (Multiple Choice)

	Responses	
	Percent	Count
Strongly Agree	27.78%	5
Agree	61.11%	11
Somewhat Agree	11.11%	2
Neutral	0%	0
Somewhat Disagree	0%	0
Disagree	0%	0
Strongly Disagree	0%	0
Totals	100%	18



30. The staff at IUTC and from UN-Habitat were friendly and helpful (Multiple Choice)

	Responses	
	Percent	Count
Strongly Agree	72.22%	13
Agree	27.78%	5
Somewhat Agree	0%	0
Neutral	0%	0
Somewhat Disagree	0%	0
Disagree	0%	0
Strongly Disagree	0%	0
Totals	100%	18



31. Training suggestions (Multiple Choice - Multiple Response)

	Responses	
	Percent	Count
Urban Planning	12.2%	5
Urban management & governance	21.95%	9
Indicators for urban decision-making	17.07%	7
Urban legislation	0%	0
Municipal finance	4.88%	2
Housing	9.76%	4
Land policies	12.2%	5
Slum upgrading	7.32%	3
Cities and climate change	14.63%	6
Urban risk reduction	0%	0
Totals	100%	41

